



One Flew Over the Cuckoo's Nest

Hack In The Box 2012 Amsterdam

May 24th 2012



Chapter 0x01

INTRODUCTION

Who we are



Here

- Claudio “*nex*” Guarnieri @botherder
 - Security Researcher at **iSIGHT Partners**
 - Core Member at **The Shadowserver Foundation**
 - Full Member at **The HoneyNet Project**
 - Pizza, pasta, Ferrari
 - Cuckoo Creator and Lead Developer

Not here

- Alessandro “*jekil*” Tanasi @jekil
 - Dude from [Hostmap](#), [SecDocs](#)
 - Cuckoo Core Developer and Fussy Bitch Engineer
- Dario “*bagode*” Fernandes
 - Google Summer of Code 2011 student
 - Cuckoo Windows components developer

Chapter 0x02

AUTOMATED MALWARE ANALYSIS

Problems

- Malwares in the wild are **way too many**
- Manual analysis takes **a lot** of time
- Static analysis requires **strong skillsets**
- Need to deal with **packed, polymorphic, self-modifying code**
- Performing dynamic analysis manually is a **tedious work**



SANDBOX!

Pros

- Can automate the whole analysis process
- Process high volumes of malwares
- Usable by virtually anyone
- Get actual executed code
- Can tweak to do cool sh1t
- Automating is cool
- Automating is cool
- Automating is cool

Lets you focus on more important duties



and still get paid

Cons

- Commercial solutions are **very expensive**
- Some portions of the malware code could be **not triggered**
- Environment could be **detected**
- Difficult to successfully automate **exploit analysis**
- Without proper consumption of the results, it gets **useless**

Preparation

- Need to define your requirements and expectations
- Need to design the analysis environment carefully
- Need to design and implement a proper use of the data and integration with other systems and storages

Ask yourself #1

- **Why** do I need a Sandbox?
- **What** do I expect to achieve?
- What information is **most relevant** to me or to my organization?
- **Who** is gonna consume the results and what for?
- How can I make it **easily consumable**

Ask yourself #2

- Do I want to analyze PDF exploits?
- Do I want to analyze Office exploits?
- Do I want to analyze PHP and Perl scripts?
- Do I want to analyze browsers' exploits?
- What else do I want to analyze?
- Do I want it to communicate with the outside?

Chapter 0x03

CUCKOO SANDBOX

What is it

- Automated malware analysis system
- Uses virtualization
- Easy to use
- Easy to customize
- Every single piece of it it's Open Source!

History

- Google Summer of Code 2010
- DRG Security Innovation Grant 2011 finalist
- Google Summer of Code 2011
- Malwr.com
- Google Summer of Code 2012
- Rapid7 Magnificent7 winner of 1st round
<http://community.rapid7.com>

It can

- Analyze *PE32, PDF, DOC, URLs, PHP, Perl, Python* scripts... **you name it**
- Be fully **customized** to do whatever you want
- Be **integrated** in larger threat intelligence frameworks

It generates

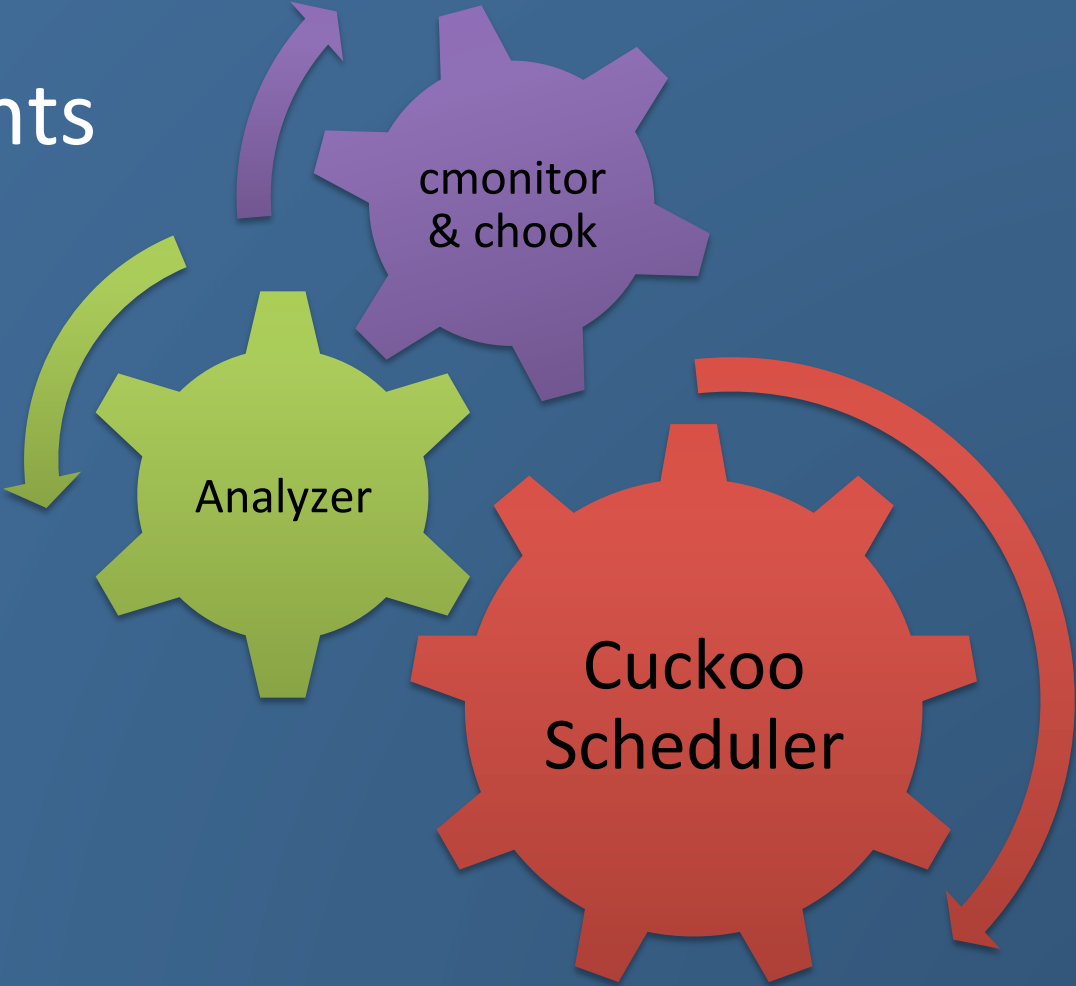
- Win32 functions **calls trace**
- Dropped **files**
- **Screenshots**
- **Network traffic dump**
- Comprehensive **reports**

BEING
UNSTABLE
& BITCHY
IS ALL
PART OF MY
MYSTIQUE



© EPHEMERA INC

Components



Scheduler

- Main component
- **Dispatches** the pending tasks to the pool of machines available
- **Runs all the juicy modules** we're gonna see in a bit
- 100% Python

Analyzer

- Component that **instruments the guest machine**
- Chosen **depending on the platform** of the selected machine
- Only Windows now, but **can support more**
- Runs the malware and do stuff with it
- 100% Python

Cmonitor

- **DLL** using chook to install hooks on predefined win32 functions inside process memory
- Gets **injected** into the target process (QueueUserAPC or CreateRemoteThread)
- **Logs** the functions calls to files

Chook

- Custom **inline hooking** library
- Allows definition of **custom hook trampolines**
- Replaced Microsoft Detours

Reason #1

```
1 FARPROC addr;  
2 addr = GetProcAddress(LoadLibraryA("kernel32.dll"),  
3     "CreateFileW");  
4 if(*(BYTE *)addr == 0xE9) // Hook detected
```

Address	Size	Entry	Name	File version	Path
00000000	0001C000	10001991	kzqbiq		C:\ouckoo\dll\kzqbiq.dll
00000000	001CA000	596D606E	AcGeneral	5.1.2600.5512	C:\WINDOWS\AppPatch\AcGeneral.DLL
00000000	000AB000	77F470FB	ADVAPI32	5.1.2600.5512	C:\WINDOWS\system32\ADVAPI32.dll
00000000	0004A000	76361619	cmdlg32	6.00.2900.5512	C:\WINDOWS\system32\cmdlg32.dll
00000000	00096000	77A51632	CRYPT32	5.131.2600.5512	C:\WINDOWS\system32\CRYPT32.dll
00000000	00010000	00D72029	customHo		C:\WINDOWS\system32\customHook.dll
00000000	00023000	00D950D0	distorm3		C:\WINDOWS\system32\distorm3.dll

Address	Section	Type	Name
7C82F0C5	.text	Export	CreateNamedPipeW
7C82AC54	.text	Export	CreateNlsSecurityDescr
7C81D827	.text	Export	CreatePipe
7C80236B	.text	Export	CreateProcessA
7C81D536	.text	Export	CreateProcessInternalA
7C81979C	.text	Export	CreateProcessInternalW
		Export	CreateProcessW

PU - thread 00004E4, module kernel32

004E4, module kernel32

```

02336 68 60D30010 PUSH 1000D360
0233B C3 RETN
0233C 90 NOP
0233D FF75 2C PUSH DWORD PTR SS:[EBP+2C]
02340 FF75 28 PUSH DWORD PTR SS:[EBP+28]
02343 FF75 24 PUSH DWORD PTR SS:[EBP+24]
02346 FF75 20 PUSH DWORD PTR SS:[EBP+20]
02349 FF75 1C PUSH DWORD PTR SS:[EBP+1C]
0234C FF75 18 PUSH DWORD PTR SS:[EBP+18]
0234F FF75 14 PUSH DWORD PTR SS:[EBP+14]
02352 FF75 10 PUSH DWORD PTR SS:[EBP+10]
02355 FF75 0C PUSH DWORD PTR SS:[EBP+0C]
02358 FF75 08 PUSH DWORD PTR SS:[EBP+08]
0235B 6A 00 PUSH 0
0235D E8 3A740100 CALL kernel32.CreateProcessInternalW
02362 5D POP EBP
02363 C2 2800 RETN 28
02366 90 NOP
02367 90 NOP
02368 90 NOP
02369 90 NOP
0236A 90 NOP
0236B 68 00D50010 PUSH 1000D500
02370 C3 RETN
02371 90 NOP
02372 FF75 2C PUSH DWORD PTR SS:[EBP+2C]
02375 FF75 28 PUSH DWORD PTR SS:[EBP+28]
02378 FF75 24 PUSH DWORD PTR SS:[EBP+24]
0237B FF75 20 PUSH DWORD PTR SS:[EBP+20]
0237E FF75 1C PUSH DWORD PTR SS:[EBP+1C]
02381 FF75 18 PUSH DWORD PTR SS:[EBP+18]
02384 FF75 14 PUSH DWORD PTR SS:[EBP+14]
02387 FF75 10 PUSH DWORD PTR SS:[EBP+10]
0238A FF75 0C PUSH DWORD PTR SS:[EBP+0C]
0238D FF75 08 PUSH DWORD PTR SS:[EBP+08]
02390 6A 00 PUSH 0
02392 E8 9FB10100 CALL kernel32.CreateProcessInternalA
02397 5D POP EBP
02398 C2 2800 RETN 28
0239B 90 NOP
0239C 90 NOP
0239D 90 NOP
0239E 90 NOP
0239F 90 NOP
023A0 6A 2C PUSH 2C
023A2 68 6024807C PUSH kernel32.7C802460
023A7 E8 2A010000 CALL kernel32.7C8024D6
023AC C745 C4 14000001 MOV DWORD PTR SS:[EBP-3C],14
023B3 C745 C8 01000001 MOV DWORD PTR SS:[EBP-38],1
023BA 33C0 XOR EAX,EAX
    
```

```

010 PUSH 1000D360
RETN
NOP
PUSH DWORD PTR SS:[EBP+2C]
PUSH DWORD PTR SS:[EBP+28]
PUSH DWORD PTR SS:[EBP+24]
    
```

Registers (FPU)

EAX	7FFDF000
ECX	00000002
EDX	00000003
EBX	00000001
ESP	000BFFFC
EBP	000BFFF4
ESI	00000004
EDI	00000005
EIP	7C91120F ntdll.
C 0	ES 0023 32bit
P 1	CS 001B 32bit
A 0	SS 0023 32bit
Z 1	DS 0023 32bit
S 0	FS 0038 32bit
T 0	GS 0000 NULL
D 0	
O 0	LastErr ERROR_
EFL	00000246 (NO,NB
ST0	empty 2.7621011
ST1	empty 1.2864615
ST2	empty 9.4742869
ST3	empty 1.6975966
ST4	empty 8.4725966
ST5	empty 2.2693617
ST6	empty -2.293580
ST7	empty 1.1883176
	3 2
FST	0000 Cond 0 0
FCW	027F Prec NEAR



Size	Entry	Name	File version	Path
010000	7C80B63E	kernel32	5.1.2600.5512	(C:\WINDOWS\system32\kernel32.dll
015000	77BB1292	MSACM32	5.1.2600.5512	(C:\WINDOWS\system32\MSACM32.dll
012000	77AF3399	MSASN1	5.1.2600.5512	(C:\WINDOWS\system32\MSASN1.dll
04C000	746B13A5	MSCTF	5.1.2600.5512	(C:\WINDOWS\system32\MSCTF.dll
058000	77BEF2A1	msvort	7.0.2600.5512	(C:\WINDOWS\system32\msvort.dll
014000	0100739D	notepad	5.1.2600.5512	(C:\WI
0B5000	7C922C28	ntdll	5.1.2600.5512	(C:\WI

Address	Section	Type	Name
7C82FF9F	.text	Export	CreateFiber
7C82FFBF	.text	Export	CreateFiberEx
7C801A28	.text	Export	CreateFileA
7C8094EE	.text	Export	CreateFileMappingA
7C809420	.text	Export	CreateFileMappingW
			reateFileW
			reateHardLinkA

Read 00004E4, module kernel32

```

8 40E80010 MOV EAX,1000E840
FE0 JMP EAX
0 NOP
B45 18 MOV EAX,DWORD PTR SS:[EBP+18]
8 DEC EAX
F84 46FF0100 JE kernel32.7C830748
8 DEC EAX
F84 C7060000 JE kernel32.7C810E08
8 DEC EAX
F85 DB1F0000 JNZ kernel32.7C8127EB
745 F8 01000000 MOV DWORD PTR SS:[EBP-8],1
6 PUSH ESI
B75 08 MOV ESI,DWORD PTR SS:[EBP+8]
7 PUSH EDI
6 PUSH ESI
D45 E8 LEA EAX,DWORD PTR SS:[EBP-18]
0 PUSH EAX
F15 4010807C CALL DWORD PTR DS:[<&ntdll.RtlInitUnicodeString
3C0 XOR EAX,EAX
0 INC EAX
6:3945 E8 CMP WORD PTR SS:[EBP-18],AX
6 12 JBE SHORT kernel32.7C810842
FB74D E8 MOVZX ECX,WORD PTR SS:[EBP-18]
1E9 SHR ECX,1
6:837C4E FE 5C CMP WORD PTR DS:[ESI+ECX*2-2],5C
F84 12130200 JE kernel32.7C831B54
3FF XOR EDI,EDI
97D F0 MOV DWORD PTR SS:[EBP-10],EDI
F75 0C PUSH DWORD PTR SS:[EBP+C]
D45 E8 LEA EAX,DWORD PTR SS:[EBP-18]
0 PUSH EAX
8 B5010000 CALL kernel32.7C810A08
BC7 CMP EAX,EDI
F85 AAF60000 JNZ kernel32.7C81FF05
D45 C0 LEA EAX,DWORD PTR SS:[EBP-40]
0 PUSH EAX
7 PUSH EDI
D45 E8 LEA EAX,DWORD PTR SS:[EBP-18]
0 PUSH EAX
6 PUSH ESI
F15 4C11807C CALL DWORD PTR DS:[<&ntdll.RtlDosPathNameToNtPathName_U
4C0 TEST AL,AL
F84 3B480200 JE kernel32.7C8350AE
B45 EC MOV EAX,DWORD PTR SS:[EBP-14]
945 F4 MOV DWORD PTR SS:[EBP-C],EAX
B45 C0 MOV EAX,DWORD PTR SS:[EBP-40]
6:3BC7 CMP AX,DI
F85 FD4B0200 JNZ kernel32.7C835482
97D C8 MOV DWORD PTR SS:[EBP-38],EDI
B45 C8 MOV EAX,DWORD PTR SS:[EBP-38]

```

```

0100739D notepad 5.1.2600.5512 (C:\WI
7C922C28 ntdll 5.1.2600.5512 (C:\WI
Read 00004E4, module kernel32
8 40E80010 MOV EAX,1000E840
FE0 JMP EAX
0 NOP
B45 18 MOV EAX,DWORD PTR SS:[EBP+18]
8 DEC EAX
F84 46FF0100 JE kernel32.7C830748
8 DEC EAX
F84 C7060000 JE kernel32.7C810E08
8 DEC EAX
F85 DB1F0000 JNZ kernel32.7C8127EB
745 F8 01000000 MOV DWORD PTR SS:[EBP-8],1
6 PUSH ESI
B75 08 MOV ESI,DWORD PTR SS:[EBP+8]
7 PUSH EDI
6 PUSH ESI
D45 E8 LEA EAX,DWORD PTR SS:[EBP-18]
0 PUSH EAX
F15 4010807C CALL DWORD PTR DS:[<&ntdll.RtlInitUnicodeString
3C0 XOR EAX,EAX
0 INC EAX
6:3945 E8 CMP WORD PTR SS:[EBP-18],AX
6 12 JBE SHORT kernel32.7C810842
FB74D E8 MOVZX ECX,WORD PTR SS:[EBP-18]
1E9 SHR ECX,1
6:837C4E FE 5C CMP WORD PTR DS:[ESI+ECX*2-2],5C
F84 12130200 JE kernel32.7C831B54
3FF XOR EDI,EDI
97D F0 MOV DWORD PTR SS:[EBP-10],EDI
F75 0C PUSH DWORD PTR SS:[EBP+C]
D45 E8 LEA EAX,DWORD PTR SS:[EBP-18]
0 PUSH EAX
8 B5010000 CALL kernel32.7C810A08
BC7 CMP EAX,EDI
F85 AAF60000 JNZ kernel32.7C81FF05
D45 C0 LEA EAX,DWORD PTR SS:[EBP-40]
0 PUSH EAX
7 PUSH EDI
D45 E8 LEA EAX,DWORD PTR SS:[EBP-18]
0 PUSH EAX
6 PUSH ESI
F15 4C11807C CALL DWORD PTR DS:[<&ntdll.RtlDosPathNameToNtPathName_U
4C0 TEST AL,AL
F84 3B480200 JE kernel32.7C8350AE
B45 EC MOV EAX,DWORD PTR SS:[EBP-14]
945 F4 MOV DWORD PTR SS:[EBP-C],EAX
B45 C0 MOV EAX,DWORD PTR SS:[EBP-40]
6:3BC7 CMP AX,DI
F85 FD4B0200 JNZ kernel32.7C835482
97D C8 MOV DWORD PTR SS:[EBP-38],EDI
B45 C8 MOV EAX,DWORD PTR SS:[EBP-38]

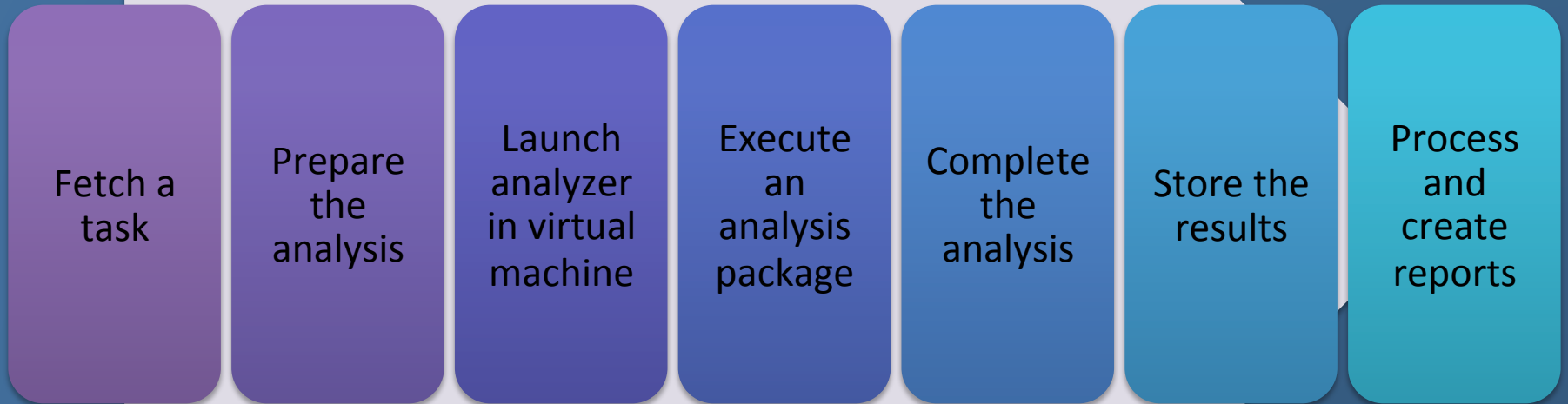
```

Registers (FPU)			
EAX	7FFDF000		
ECX	00000002		
EDX	00000003		
EBX	00000001		
ESP	000BFFCC		
EBP	000BFFF4		
ESI	00000004		
EDI	00000005		
EIP	7C91120F	ntdll.7C91120	
C 0	ES 0023	32bit	0(FFFFFF)
P 1	CS 001B	32bit	0(FFFFFF)
A 0	SS 0023	32bit	0(FFFFFF)
Z 1	DS 0023	32bit	0(FFFFFF)
S 0	FS 0038	32bit	7FFD0000
T 0	GS 0000		NULL
D 0			
O 0	LastErr	ERROR_SUCCESS	
EFL	00000246	(NO,NB,E,BE,N	
ST0	empty	2.76210114461934	
ST1	empty	1.28646154479642	
ST2	empty	9.47428692029337	
ST3	empty	1.69759664245590	
ST4	empty	8.47259664069194	
ST5	empty	2.26936172858755	
ST6	empty	-2.2935805851333	
ST7	empty	1.18831764294055	
		3 2 1 0	
FST	0000	Cond 0 0 0 0	Er
FCW	027F	Prec NEAR,53	Ma

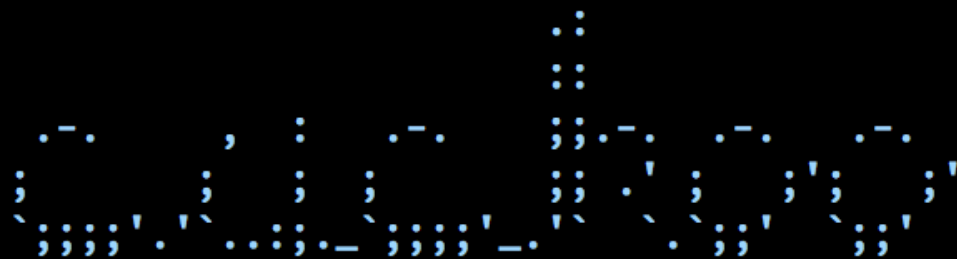
Reason #2

```
0F001000 [ $ A1 0030000E MOV EAX,DWORD PTR DS:[F003000]
0F001005 [ . C3 RETN
0F001006 [ $ 837C24 08 01 CMP DWORD PTR SS:[ESP+8],1
0F00100B [ . 75 10 JNZ SHORT detoured.0F00101D
0F00100D [ . 8B4424 04 MOV EAX,DWORD PTR SS:[ESP+4]
0F001011 [ . 50 PUSH EAX
0F001012 [ . A3 0030000E MOV DWORD PTR DS:[F003000],EAX
0F001017 [ . FF15 0020000E CALL DWORD PTR DS:[<&KERNEL32.DisableTh: hLibModule
0F00101D [ > 33C0 XOR EAX,EAX DisableThreadLibraryCall
0F00101F [ . 40 INC EAX
0F001020 [ . C2 0C00 RETN 0C
0F001023 [ CC INT3
0F001024 [ . FF25 0020000E JMP DWORD PTR DS:[<&KERNEL32.DisableThr: kernel32.DisableThreadLi
0F00102A [ 00 DB 00
0F00102B [ 00 DB 00
0F00102C [ 00 DB 00
0F00102D [ 00 DB 00
0F00102E [ 00 DB 00
0F00102F [ 00 DB 00
0F001030 [ 00 DB 00
0F001031 [ 00 DB 00
0F001032 [ 00 DB 00
0F001033 [ 00 DB 00
```

Execution flow



```
genesis:src nex$ ./cuckoo.py
```



Cuckoo Sandbox **0.4-dev**
www.cuckoobox.org
Copyright (c) 2010-2012

```
2012-05-19 23:14:28,605 [lib.cuckoo.core.scheduler] INFO: Loaded 1 machine/s
```


Submission

- From command-line, Python API or SQLite DB
- Specify **file path**
- Specify **analysis package** and its **options**
- Specify **machine** to be used or **operating system**
- Specify **timeout, priority**

Modules & Customization

- Analysis Packages
- Machine Managers
- Processing
- Reporting
- Signatures

Analysis Packages

- Python classes 😊
- Defines how the analyzer should **start and interact with the malware**
- Specified at submission or selected upon file type
- Can **create as many as you want** and do whatever you want

```
1 from lib.common.abstracts import Package
2 from lib.api.process import Process
3
4 class Exe(Package):
5     def run(self, path):
6         p = Process()
7
8         if "arguments" in self.options:
9             p.execute(path=path, args=self.options["arguments"], suspended=True)
10        else:
11            p.execute(path=path, suspended=True)
12
13        p.inject()
14        p.resume()
15
16        return p.pid
17
18    def check(self):
19        return True
20
21    def finish(self):
22        return True
```

```
1 from lib.common.abstracts import Package
2 from lib.api.process import Process
3
4 class DOC(Package):
5     def run(self, path):
6         arg = "\"%s\"" % path
7         p = Process()
8         p.execute(path="C:\\Program Files\\Microsoft Office\\Office12\\WINWORD.EXE", args=arg,
suspended=True)
9         p.inject()
10        p.resume()
11
12        return p.pid
13
14    def check(self):
15        return True
16
17    def finish(self):
18        return True
```

DEMO!



Other examples

- Honeyclient?
- Banking trojan analyzer
- USB Honeypot
- Up to you...

```
genesis:src nex$ tree -d modules/  
modules/
```

```
├─ machinemanagers
```

```
├─ processing
```

```
├─ reporting
```

```
└─ signatures
```

4 directories

Machine Managers

- Yes, Python classes 😊
- Define interaction with virtualization software

```
1 import subprocess
2
3 from lib.cuckoo.common.abstracts import MachineManager
4 from lib.cuckoo.common.exceptions import CuckooMachineError
5
6 class VirtualBox(MachineManager):
7     def start(self, label):
8         if self.config.getboolean("virtualbox", "headless"):
9             subprocess.call(["VBoxHeadless", "-startvm", label])
10        else:
11            subprocess.call(["VBoxManage", "startvm", label])
12
13    def stop(self, label):
14        subprocess.call(["VBoxManage", "controlvm", label, "poweroff"])
15        subprocess.call(["VBoxManage", "snapshot", label, "restorecurrent"])
```

Processing

- Python classes, again 😊
- Modules used to generate a container of normalized information on the analysis
- Can create as many as you want

```
1 from lib.cuckoo.common.utils import File
2 from lib.cuckoo.common.abstracts import Processing
3
4 class FileAnalysis(Processing):
5     def run(self):
6         self.key = "file"
7         file_info = File(self.file_path).get_all()
8         return file_info
```

```
1 import os
2 import urllib
3 import urllib2
4 import simplejson
5
6 from lib.cuckoo.common.utils import File
7 from lib.cuckoo.common.abstracts import processing
8
9 VIRUSTOTAL_URL = "https://www.virustotal.com/vtapi/v2/file/report"
10 VIRUSTOTAL_KEY = ""
11
12 class VirusTotal(Processing):
13     def process(self):
14         self.key = "virustotal"
15         virustotal = {}
16
17         if not os.path.exists(self.file_path):
18             return virustotal
19
20         md5 = File(self.file_path).get_md5()
21         parameters = {"resource" : md5, "apikey" : VIRUSTOTAL_KEY}
22         data = urllib.urlencode(parameters)
23         req = urllib2.Request(VIRUSTOTAL_URL, data)
24         response = urllib2.urlopen(req)
25         virustotal = simplejson.loads(response.read())
26
27         return virustotal
```

Signatures

- Python classes!
- Look for patterns or **specific events**
- Assign them a **description** and **severity** level
- Give context to the reports
- Help non-malware experts understand
- Can be used to receive **email alerts**

Reporting

- OMG Python classes 😞
- Use the normalized results and do something with them
- Can create as many as you want

```
1 import os
2 import json
3
4 from lib.cuckoo.common.abstracts import Report
5 from lib.cuckoo.common.exceptions import CuckooReportError
6
7 class JsonDump(Report):
8     def run(self, results):
9         try:
10             report = open(os.path.join(self.reports_path, "report.json"), "w")
11             report.write(json.dumps(results, sort_keys=False, indent=4))
12             report.close()
13         except (TypeError, IOError) as e:
14             raise CuckooReportError("Failed to generate JSON report: %s" % e.message)
```

or mongo!

Community Effort

- Create a **community repository** for sharing modules & signatures
- **Expand our line-up** of developers and contributors
- Make **Malwr.com** a major community resource for malware research

Future Work

- A full-fledged **web interface**
- Improve **Windows analysis** components
- Support for **other operating systems**, Mac OS X?
- Support **native machines**

Websites

- <http://cuckoosandbox.org>
- <http://github.com/cuckoobox/cuckoo>
- <http://blog.cuckoobox.org>
- <http://malwr.com>
- <http://www.honeynet.org>



claudio@shadowserver.org

THANK YOU!

NOW LET'S GET SOME LUNCH!